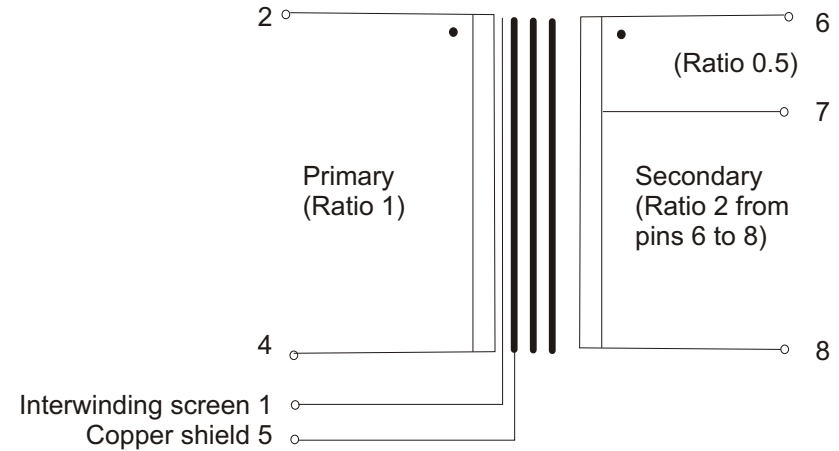
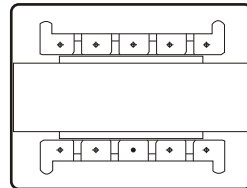
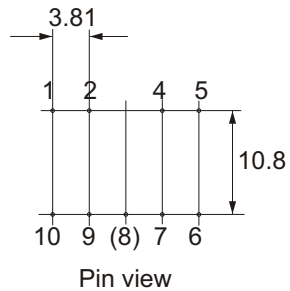
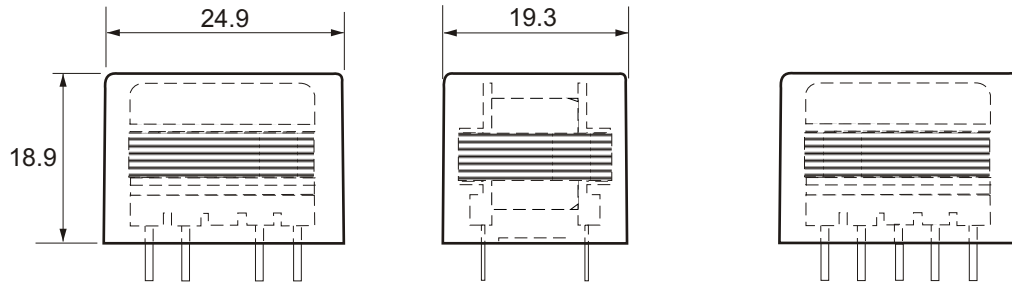



This device is intended for microphone input stages optimised for low source impedances (500 - 1k  $\Omega$ ), typical of low Rbb bipolar transistors and operational amplifiers such as the LT1028. It can also be used for line level inputs when used in current mode active input circuits.



Turns ratio	1:2 tapped at 0.50		
Weight	28g		
Optimum secondary load (2 pole)	22k//1n0 series 12k0		
	Min.	Typ.	Max.
Primary DC resistance (pins 2 - 4)		37	
Secondary DC resistance (pins 6 - 8)		172	
LF -3dB point		5Hz	10Hz
HF -3dB point *	100kHz	120kHz	
30Hz max level (3% THD)	+0dBu	+1dBu	
THD (-10dBu, 1kHz)		0.003%	0.006%
CMRR (10kHz)	60dB	70dB	
CMRR (50Hz)		110dB	

Tolerance on all dimensions +/-0.2 unless stated otherwise  
 Pin diameter = 0.71mm  
 Pins 9 and 10 have no connection  
 Pin 3 is removed for orientation.

\* With optimum secondary termination, screen and case (pins 5 and 1) grounded.  
 Unused pins should be left floating with minimal pad size for best performance.

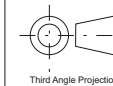


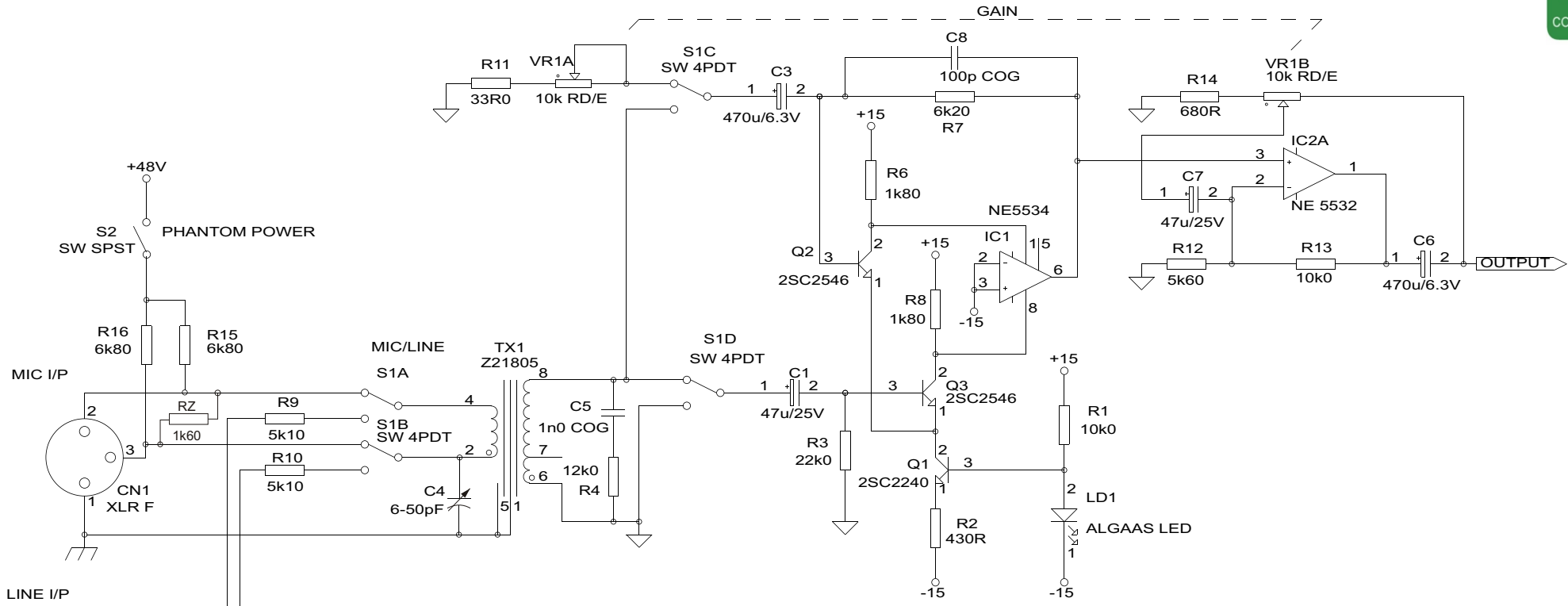
Unit 5, Oxonian Park, Langford Locks,  
 Kidlington, Oxfordshire. OX5 1FP  
 Tel: (01865) 855085 Fax: (01865) 855075  
 Website: [www.oep.co.uk](http://www.oep.co.uk)

DESCRIPTION	ISSUE	DATE	DRAWN	CHECKED	DRAWING NUMBER
Specification for Z21805C page 1 of 3	1	10/05/06	CS		<b>Z21805C</b>
	6	28/10/10	CS		
	7	26/01/15	CS		
	8	21/05/15	CS		


Scale: nts

All dimensions in mm unless stated otherwise





MIC GAIN RANGE +10....+70dB  
 LINE GAIN +/-10dB  
 FREQUENCY RESPONSE <10Hz....>120kHz (-3db)  
 MIC EIN <-126dBu AT 50dB GAIN  
 30Hz MAX INPUT LEVEL 0dB @ +20dB GAIN (MIC), +24dBu (LINE)  
 MIC CMRR TYPICALLY 70dB @ 10kHz, 20dB GAIN  
 MIDBAND INPUT IMPEDANCE = 1k2 OHMS WITH RZ=1k60  
 C4 TRIMS FOR BEST CMRR FOR LINE I/P

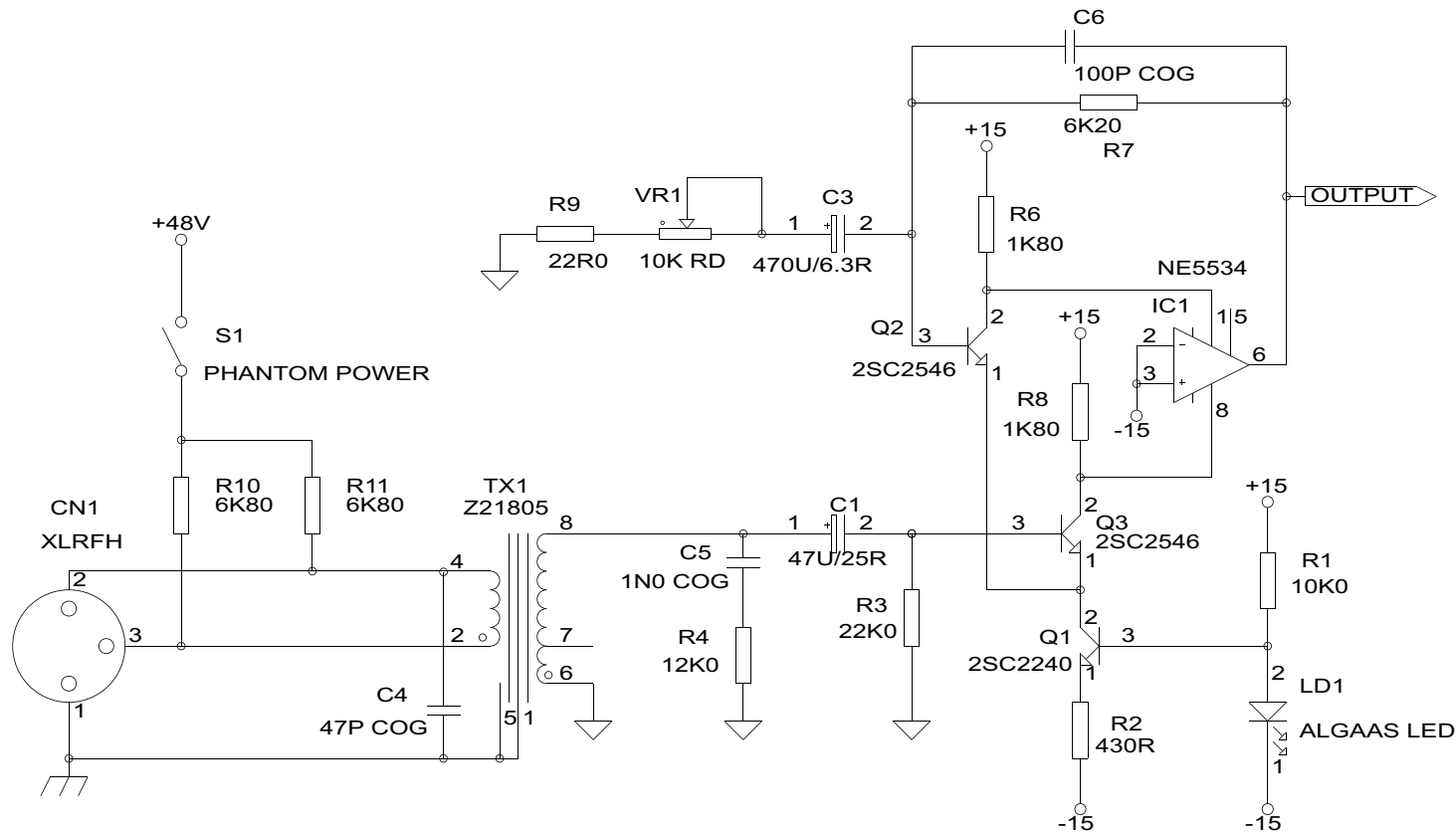


Unit 5, Oxonian Park, Langford Locks,  
 Kidlington, Oxfordshire. OX5 1FP  
 Tel: (01865) 855085 Fax: (01865) 855075  
 Website: [www.oep.co.uk](http://www.oep.co.uk)

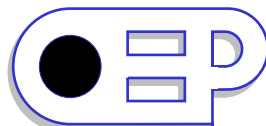
DESCRIPTION	ISSUE	DATE	DRAWN	CHECKED	DRAWING NUMBER
Mic / Line pre-amp circuit for Z21805C page 2 of 3	1	10/05/06	CS		<b>Z21805C</b>
	6	28/10/10	CS		
	7	26/01/15	CS		
	8	21/05/15	CS		

Scale: nts

All dimensions in mm unless stated otherwise



GAIN RANGE +10....+55 dB  
 FREQUENCY RESPONSE <10Hz....>140kHz (-3db)  
 EIN <-126dBu AT 50dB GAIN  
 30HZ MAX INPUT LEVEL 0dB @ +20dB GAIN  
 CMRR TYPICALLY 70dB @ 10kHz



Unit 5, Oxonian Park, Langford Locks,  
 Kidlington, Oxfordshire. OX5 1FP  
 Tel: (01865) 855085 Fax: (01865) 855075  
 Website: [www.oep.co.uk](http://www.oep.co.uk)

DESCRIPTION	ISSUE	DATE	DRAWN	CHECKED	DRAWING NUMBER
Simple mic. pre-amp circuit for Z21805C page 3 of 3	1	10/05/06	CS		<b>Z21805C</b>
	6	28/10/10	CS		
	7	26/01/15	CS		
	8	21/05/15	CS		

Scale: nts

All dimensions in mm unless stated otherwise