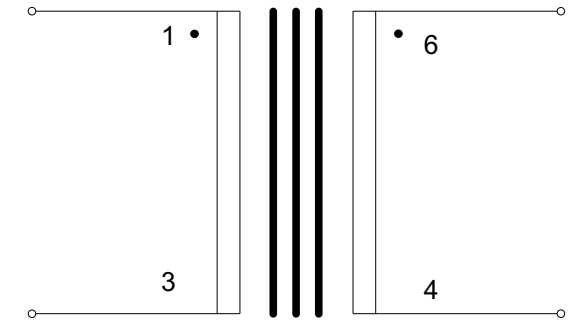
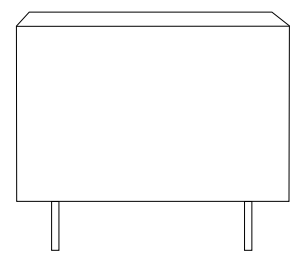
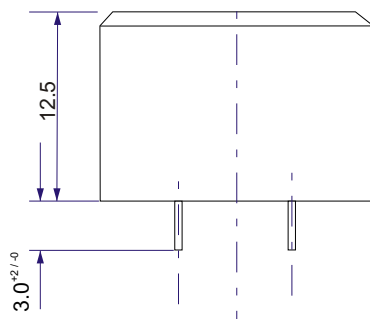


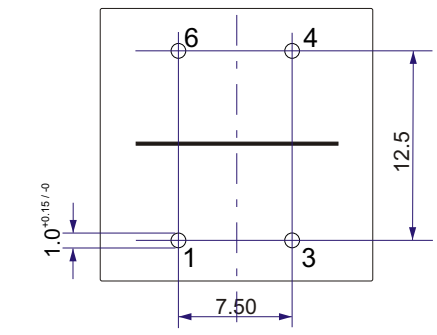
YY WW = date code



Electrical schematic



Pin diameter = 0.60



Pin view


Tolerance on all dimensions +/-0.20 unless stated otherwise

**Specification:**

- Turns ratio (@ 6kHz, 0.1Vrms) pins 1 - 3 & 6 - 4: 1 to 1 (+/- 1%)
- DC resistance (+/- 15%): 65  $\Omega$  per winding
- Impedance matching: 600  $\Omega$  to 600  $\Omega$
- Frequency response (reference 1kHz): 300 - 4kHz (+/- 0.2dB)
- Inductance (10mVrms, 200Hz parallel) pins 1 - 3: 4.15H min.
- Leakage inductance (10mVrms, 200Hz series) pins 1 - 3: 20mH max.
- Return loss: (ref. 600  $\Omega$ ) 300 to 4kHz: -23dB min.
- Insertion loss: (@ 1kHz, 1Vrms): 1.3dB max.
- Longitudinal balance: 200Hz - 4kHz: 80dB min.
- Distortion: 300Hz, 0dBm: -77dB max.
- Saturation: 10V rms (65V peak)
- Signal to noise ratio: >33dB
- Hi-pot, primary to secondary: 4kV, 1mA for 1 minute
- Core loss (@ 1kHz, 1Vrms): 13k

Note: **Do not pass DC current through windings.**

Operating temperature range: -20 to +70°C  
Storage temperature range: -40°C to +125°C

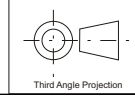


Unit 5, Oxonian Park, Langford Locks,  
Kidlington, Oxfordshire. OX5 1FP  
Tel: (01865) 855085 Fax: (01865) 855075  
Website: [www.oep.co.uk](http://www.oep.co.uk)

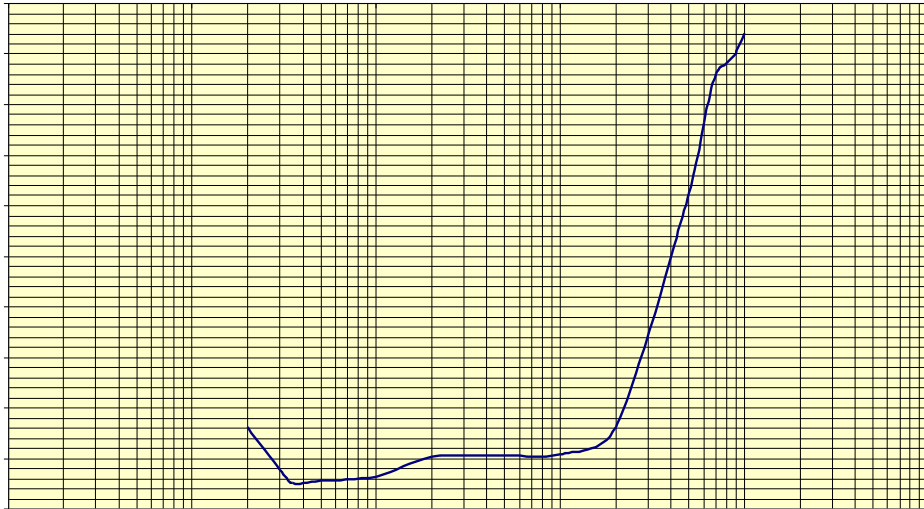
DESCRIPTION	ISSUE	DATE	DRAWN	CHECKED	DRAWING NUMBER
Specification for OEP1200 page 1 of 2	1	31/07/03	CS		<b>OEP1200</b>
	13	10/04/14	CS		
	14	22/01/15	CS		
	15	17/08/15	CS		

Scale: 2 to 1

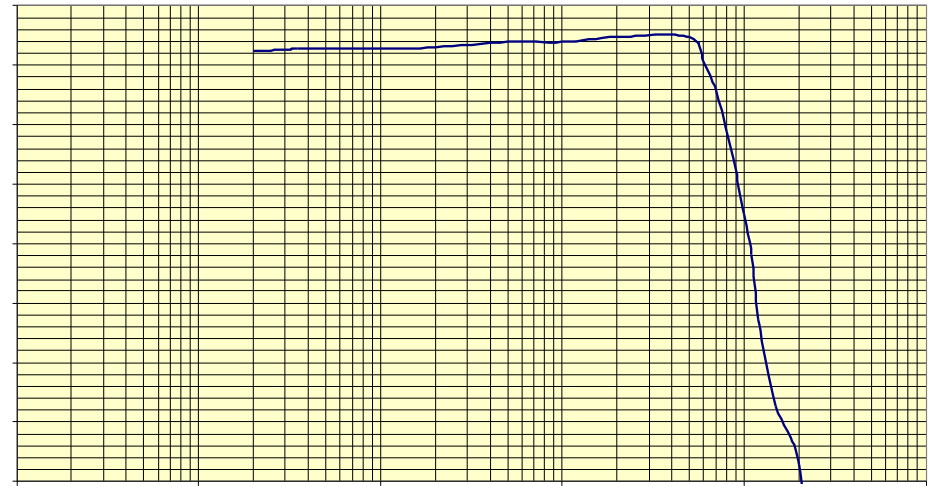
All dimensions in mm unless stated otherwise



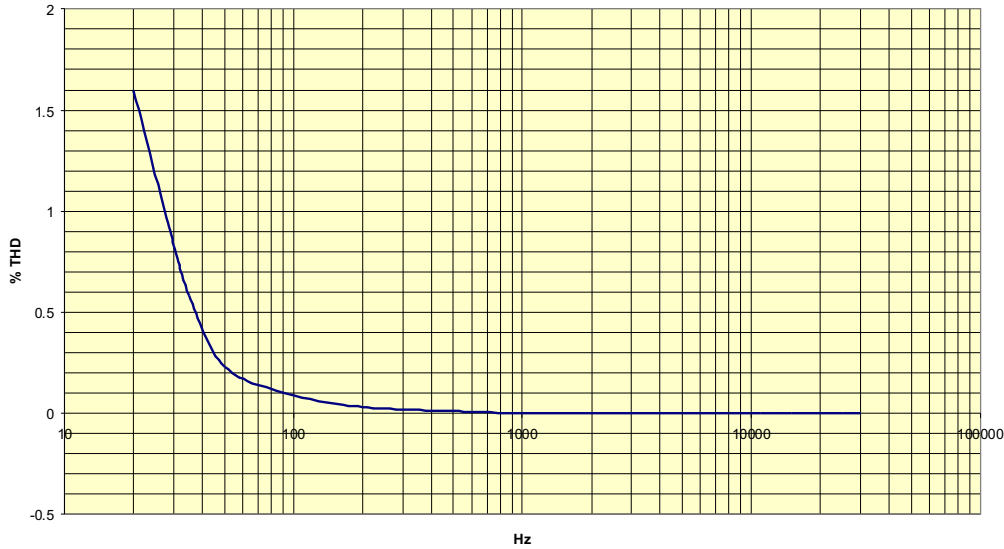
Return loss: source impedance 600R, level -10dBm, secondary loaded with 560R/33nF




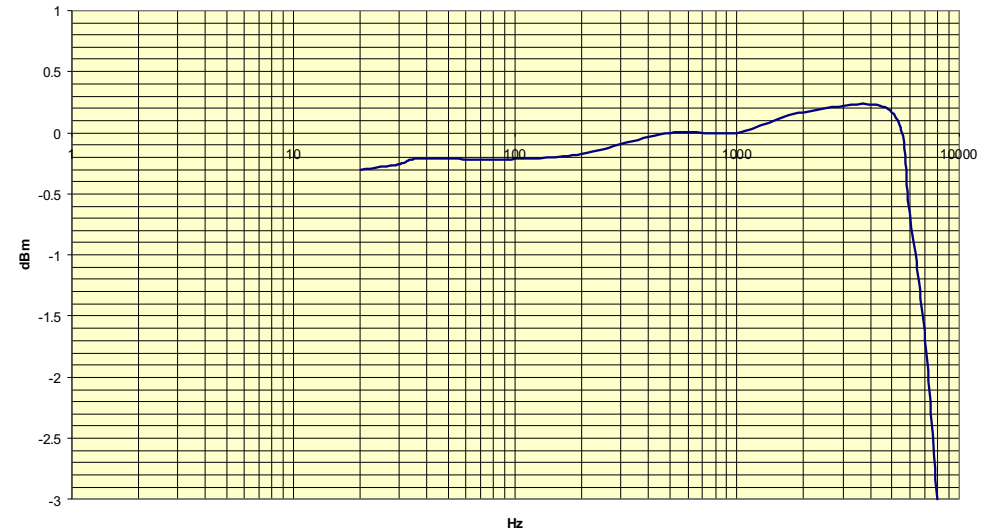
Insertion loss, source impedance 600R, level -10dBm, secondary loaded with 560R/33nF



Distortion: source impedance: 600R level -10dBm, secondary loaded with 560R/33nF



Frequency response, source impedance: 600R, level: -10dBm, secondary loaded with 560R/33nF



Unit 5, Oxonian Park, Langford Locks,  
Kidlington, Oxfordshire. OX5 1FP  
Tel: (01865) 855085 Fax: (01865) 855075  
Website: [www.oep.co.uk](http://www.oep.co.uk)

DESCRIPTION	ISSUE	DATE	DRAWN	CHECKED	DRAWING NUMBER
Specification for OEP1200 page 2 of 2	1	31/07/03	CS		<b>OEP1200</b>
	13	10/04/14	CS		
	14	22/01/15	CS		
	15	17/08/15	CS		

Scale: nts

All dimensions in mm unless stated otherwise