

Electrical characteristics:

Impedance:

Primary: 600 + 600 ohms per winding
 Secondary: 600 + 600 ohms per winding
 Series connected: 2.4k ohms C.T. to 2.4k ohms C.T.

DC resistance (ohms +/- 15%): 42+42 & 58+58

Inductance, measured at 1kHz, 0.27V

Primary: 500mH min. + 500mH min.
 Secondary: 500mH min. + 500mH min.
 Leakage inductance across pins A3 - A2: 13.5mH (typ.)
 with A1+A4 linked and pins B1 - B4 S/C

Interwinding capacitance* (@10kHz):

primary to secondary: 55pF typical
 Primary to screen: 90pF typical
 Secondary to screen: 110pF typical

Power: 100mW @ 300Hz,
 2.5mW @ 50Hz,
 1mW @ 30Hz

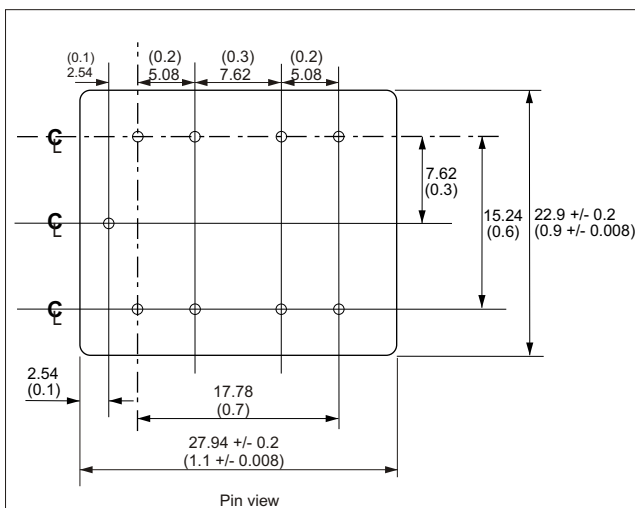
Proof voltage, primary to secondary: 1kV DC

* primaries in parallel and secondaries in parallel


Materials: all materials are UL94V-0 rated

Bobbin and box material: FR530
 UL file number: E69578(M)
 or 'Polyplastics Co. Ltd
 Material name: 1140 A(C)
 UL file no. E109088(M)
 2-part epoxy resin type 3300A and 3300B
 UL file number 218090
 or Epoxylite EIP4728: UL file no. E143115
 Core: class B (49% Ni) EE laminations
 Winding wire: ECW. UL file no. E174837
 Tape: 3M No. 56 polyester or equivalent

Operating temperature range: -20°C to +70°C
 Storage temperature range: -25°C to + 120°C



Tolerance on all dimensions in millimetres: +/- 0.1mm unless stated otherwise.
 Inches shown in brackets. Tolerance on dimensions in inches: +/- 0.005"
 Pin size: 0.7mm (0.0276")



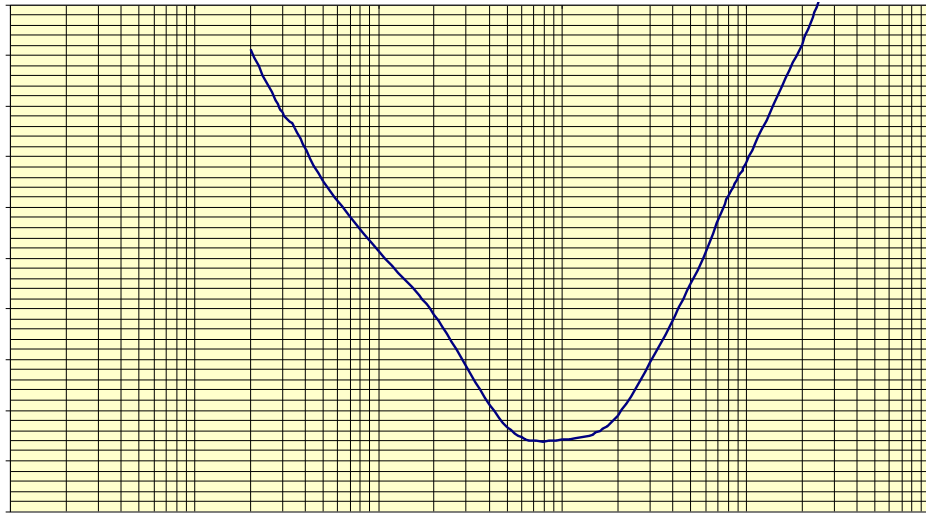
Unit 5, Oxonian Park, Langford Locks,
 Kidlington, Oxfordshire. OX5 1FP
 Tel: (01865) 855085 Fax: (01865) 855075
 Website: www.oep.co.uk

DESCRIPTION	ISSUE	DATE	DRAWN	CHECKED	DRAWING NUMBER
Specification for A262A7E page 1 of 2	1	17/09/02	CS		A262A7E
	8	29/10/11	CS		
	9	13/07/12	CS		
	10	22/01/15	CS		

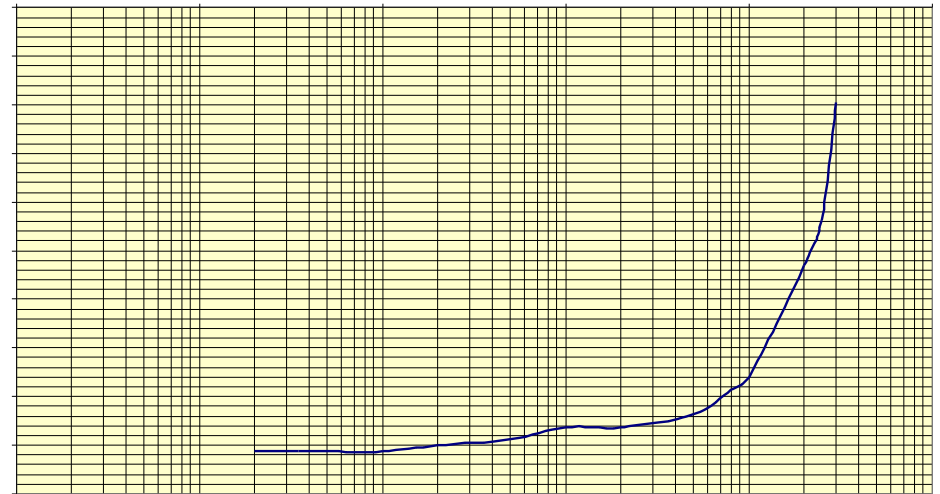
Scale: 2 to 1

All dimensions in mm unless stated otherwise

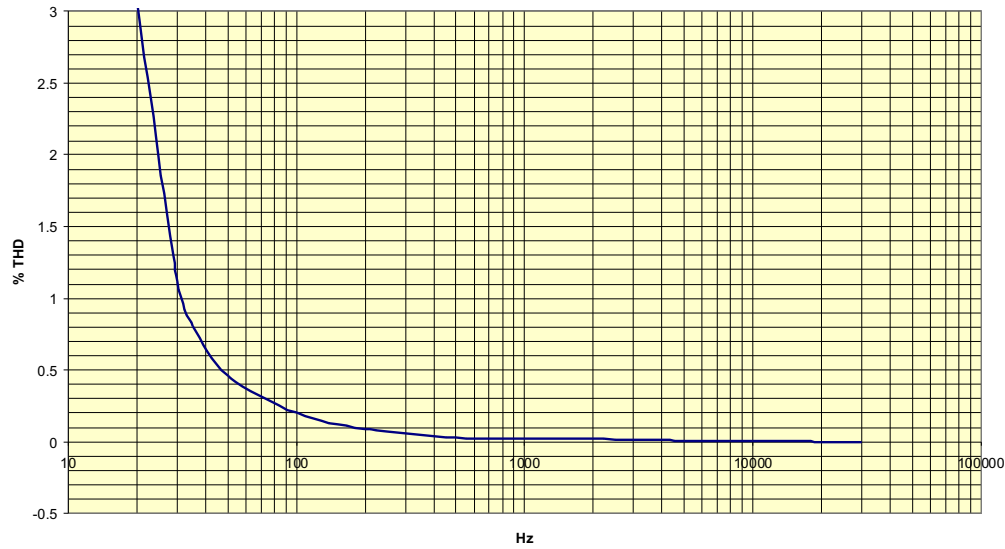
Return loss: source impedance 600R, level 0dBm, windings in parallel, secondary loaded with 560R



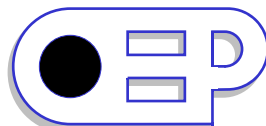
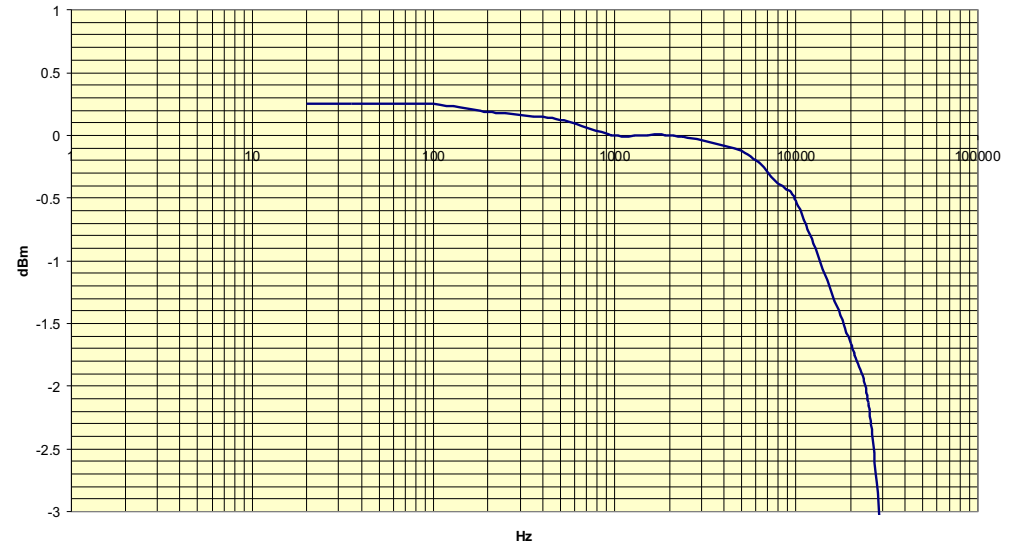
Insertion loss, source impedance 600R, level 0dBm, windings in parallel, secondary loaded with 560R



Distortion: primaries in parallel, source impedance: 600R level 0dBm, secondary loaded with 560R



Frequency response, primaries in parallel, source impedance: 600R, level: 0dBm, secondary loaded with 560R



Unit 5, Oxonian Park, Langford Locks,
Kidlington, Oxfordshire. OX5 1FP
Tel: (01865) 855085 Fax: (01865) 855075
Website: www.oep.co.uk

DESCRIPTION	ISSUE	DATE	DRAWN	CHECKED	DRAWING NUMBER
Specification for A262A7E page 2 of 2	1	17/09/02	CS		A262A7E
	8	29/10/11	CS		
	9	13/07/12	CS		
	10	22/01/15	CS		

Scale: 2 to 1

All dimensions in mm unless stated otherwise