

Tolerance on all dimensions in millimetres: +/- 0.1mm unless stated otherwise.  
 Inches shown in brackets. Tolerance on dimensions in inches: +/- 0.005"  
 Pin size: 0.7mm (0.0276")

**Electrical characteristics:**

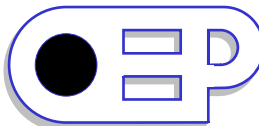
Winding ratio: 1+1:1+1  
 DC resistance (ohms +/- 15%):  
 Primaries: 15 + 15. Secondaries: 20 + 20  
 Impedance: 150 ohms per winding  
 Inductance, measured at 1kHz, 0.27V  
 (series equivalent circuit): 125mH per winding (nominal)  
 Interwinding capacitance\* (@10kHz):  
 primary to secondary: 43pF typical  
 Primary to screen: 70pF  
 Secondary to screen: 90pF  
 Proof voltage: primaries to screen: 1kVrms  
 screen to secondaries: 1kV rms  
 Power: 100mW @ 300Hz and 1mW @ 30Hz

Operating temperature range: -20°C to +70°C  
 Storage temperature range: -25°C to + 120°C  
**N.B. Do not pass DC through windings**

\* primary windings in series and secondary windings in series

**Materials: all materials are UL94V-0 rated**

Bobbin and box material: FR530  
 UL file number: E69578(M)  
 or 'Polyplastics Co. Ltd  
 Material name: 1140 A(C)  
 UL file no. E109088(M)  
 2-part epoxy resin type 3300A and 3300B  
 UL file number 218090  
 or Epoxylite EIP4728: UL file no. E143115  
 Core: class B (49% Ni) EE laminations  
 Winding wire: ECW. UL file no. E174837  
 Tape: 3M No. 56 polyester or equivalent



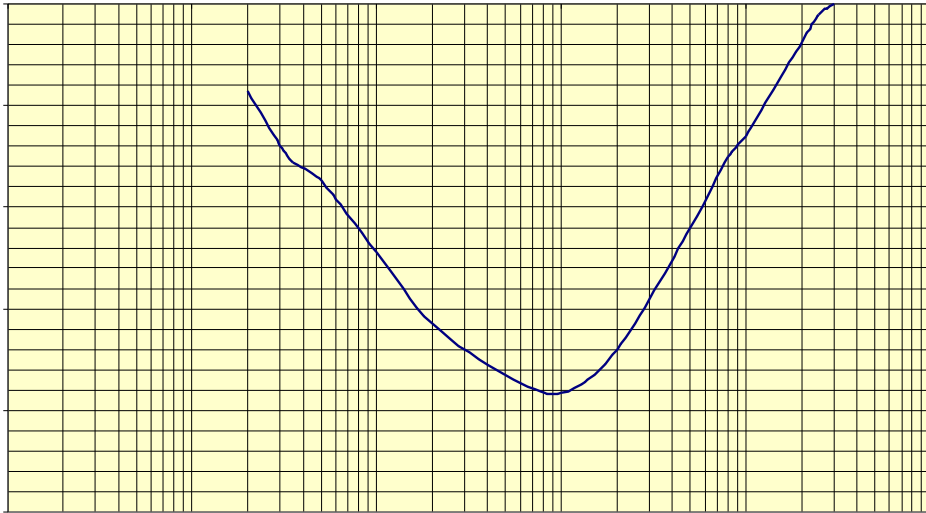
Unit 5, Oxonian Park, Langford Locks,  
 Kidlington, Oxfordshire. OX5 1FP  
 Tel: (01865) 855085 Fax: (01865) 855075  
 Website: [www.oep.co.uk](http://www.oep.co.uk)

DESCRIPTION	ISSUE	DATE	DRAWN	CHECKED	DRAWING NUMBER
Specification for A262A6E page 1 of 2	1	29/07/02	CS		<b>A262A6E</b>
	6	15/12/08	CS		
	7	15/06/11	CS		
	8	22/01/15	CS		

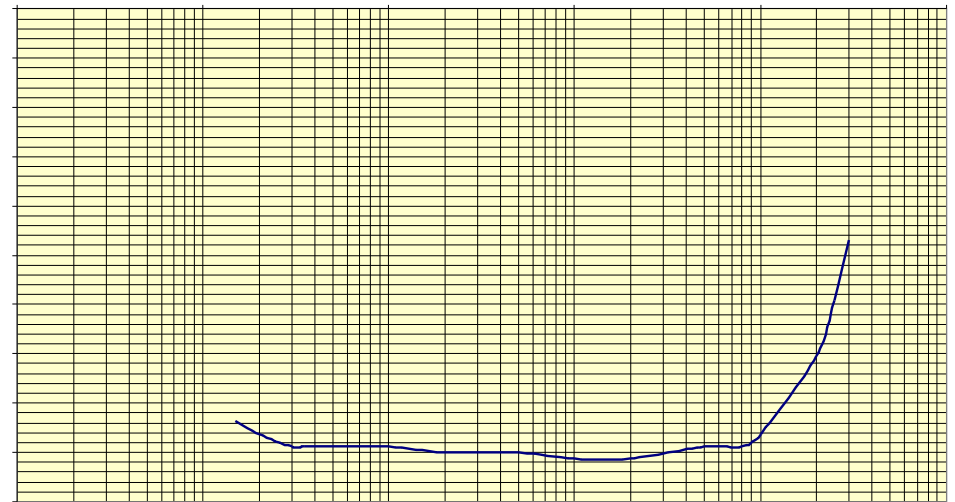
Scale: nts

All dimensions in mm unless stated otherwise

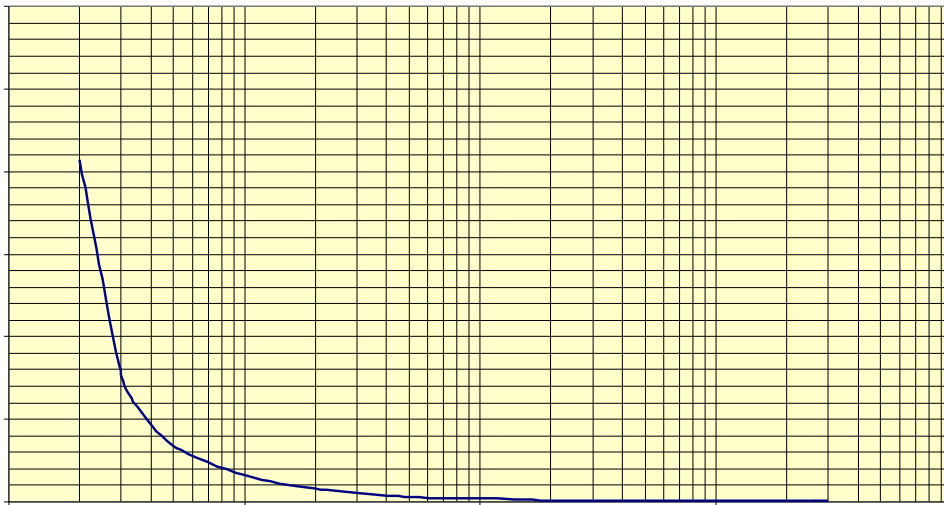
Return loss: source impedance 600R, level 0dBm, windings in series, secondary loaded with 560R




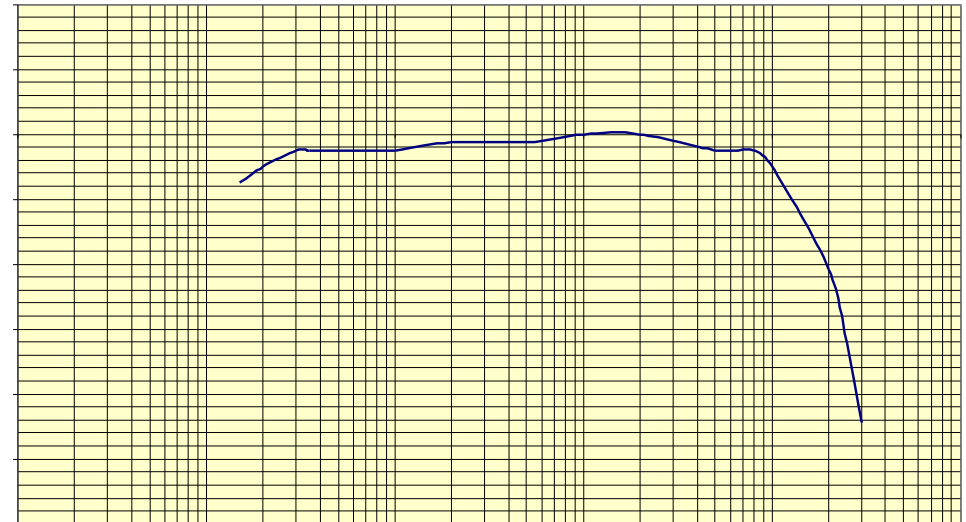
Insertion loss: source impedance 600R, level 0dBm, windings in series, secondary loaded with 560R



Distortion: windings in series, source impedance: 600R level 0dBm, secondary loaded with 560R



Frequency response, windings in series, source impedance: 600R, level: 0dBm, secondary loaded with 560R



Unit 5, Oxonian Park, Langford Locks,  
Kidlington, Oxfordshire. OX5 1FP  
Tel: (01865) 855085 Fax: (01865) 855075  
Website: [www.oep.co.uk](http://www.oep.co.uk)

Scale: nts

**DESCRIPTION**  
Specification for A262A6E  
page 2 of 2

All dimensions in mm unless stated otherwise

ISSUE	DATE	DRAWN	CHECKED	DRAWING NUMBER
1	29/07/02	CS		<b>A262A6E</b>
6	15/12/08	CS		
7	15/06/11	CS		
8	22/01/15	CS		