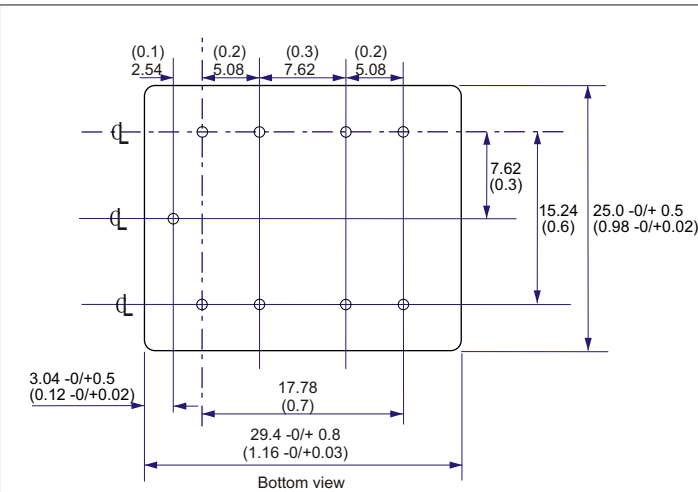
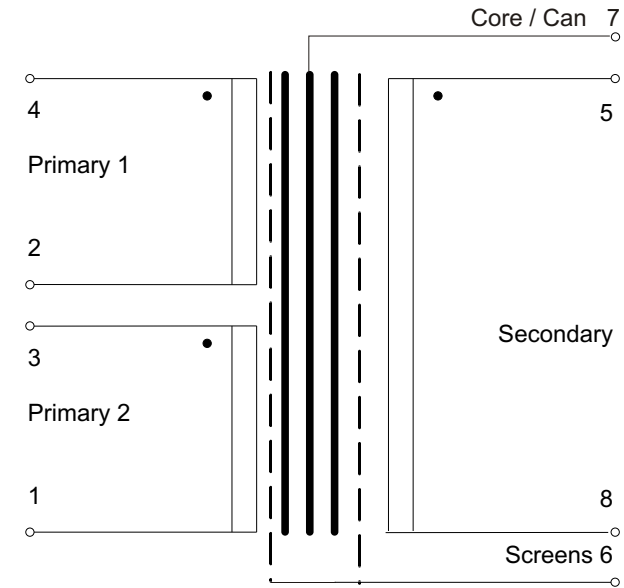
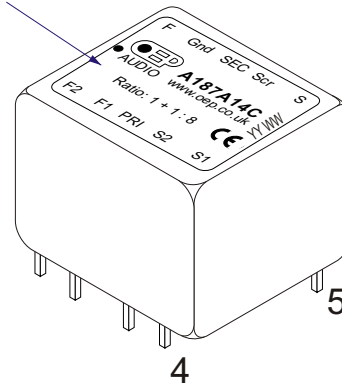


Enclosure: Mu-metal screening can.

Label fitted to top of can  
 YY WW = date code  
 where YY=year and WW= week of manufacture)  
 Earth pin this side



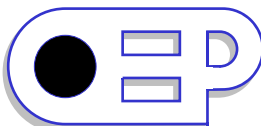
Tolerance on all dimensions in millimetres: +/- 0.1mm unless stated otherwise.  
 Inches shown in brackets.  
 Tolerance on dimensions in inches: +/- 0.005" unless stated otherwise.  
 Pin diameter 0.7mm (0.0276)

**Electrical characteristics:**

- Winding ratio: 1+1: 8
- Primary impedance ( ) (secondary loaded with 7360 ): 150 parallel / 600 series
- DC resistance ( +/-15%):
- Primaries: 38 (per winding)
- Secondary: 1085
- Primary inductance,@ 1kHz, 0.1V: 750mH (typ)
- Interwinding capacitance @ 20kHz (core grounded):
- Primary 1 to screens: 44pF
- Primary 2 to screens: 64pF
- Secondary to screens: 109pF
- Primaries to secondary: 12pF (primaries in series)

Proof voltage: windings to screens: 250Vrms  
 primaries to secondary: 250Vrms

Operating temperature range: 0 to +70°C.  
**N.B. Do not pass DC through windings.**



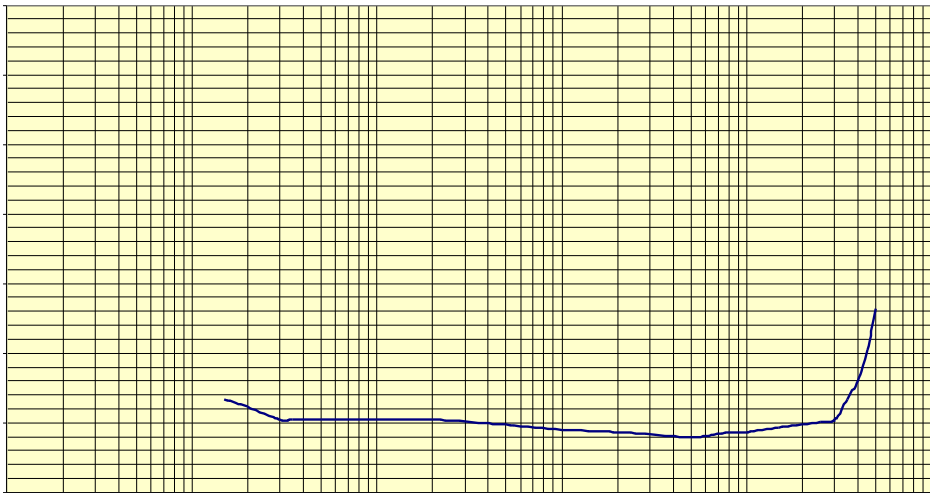
Unit 5, Oxonian Park, Langford Locks,  
 Kidlington, Oxfordshire. OX5 1FP  
 Tel: (01865) 855085 Fax: (01865) 855075  
 Website: [www.oep.co.uk](http://www.oep.co.uk)

DESCRIPTION	ISSUE	DATE	DRAWN	CHECKED	DRAWING NUMBER
1+1:8 microphone transformer	1	24/01/13	CS		A187A14C
	2	05/11/13	CS		
	3	07/11/13	CS		
	4	20/05/14	CS		

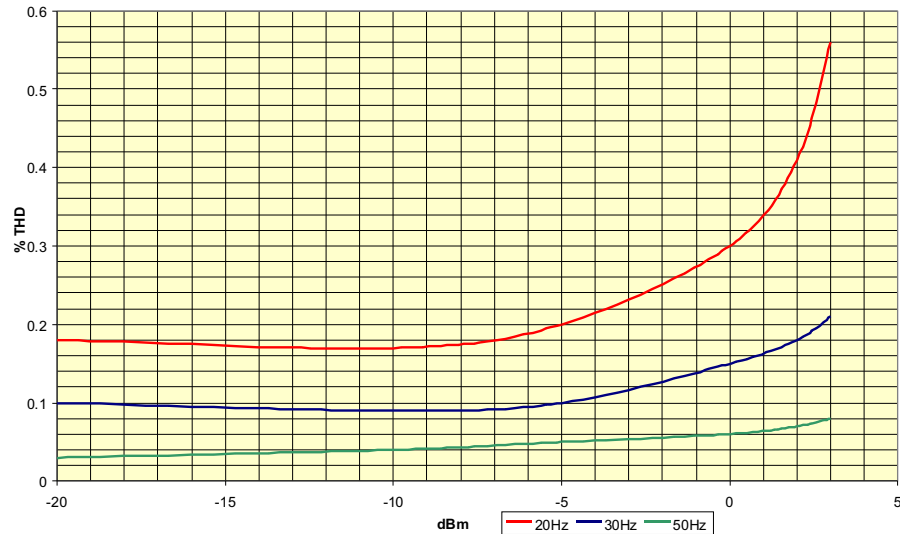
Scale: nts

All dimensions in mm unless stated otherwise

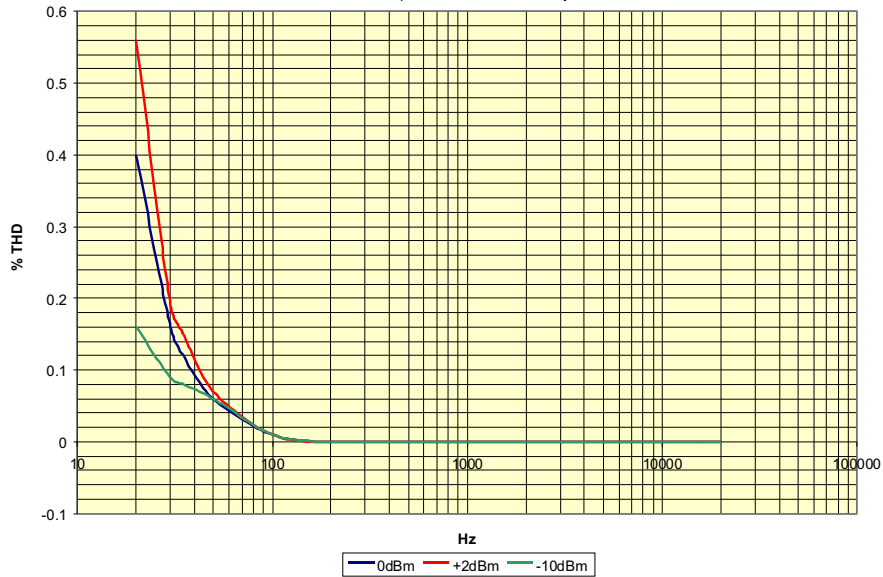
Insertion loss, source impedance 600R, level 0dBm, secondary loaded with 7360R



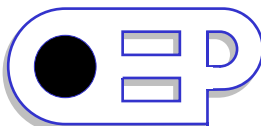
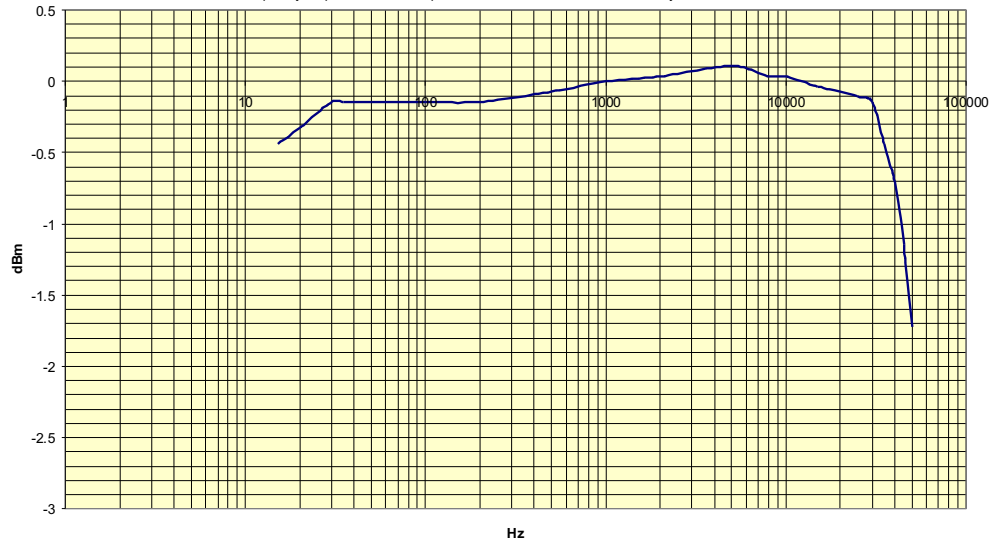
Distortion: source impedance: 600R, secondary loaded with 7360R



Distortion: source impedance: 600R secondary loaded with 7360R



Frequency response, source impedance: 600R, level: 0dBm, secondary loaded with 7360R



Unit 5, Oxonian Park, Langford Locks,  
Kidlington, Oxfordshire. OX5 1FP  
Tel: (01865) 855085 Fax: (01865) 855075  
Website: [www.oep.co.uk](http://www.oep.co.uk)

DESCRIPTION	ISSUE	DATE	DRAWN	CHECKED	DRAWING NUMBER
1+1:8 microphone transformer	1	24/01/13	CS		<b>A187A14C</b>
	2	05/11/13	CS		
	3	07/11/13	CS		
	4	20/05/14	CS		

Scale: nts

All dimensions in mm unless stated otherwise