
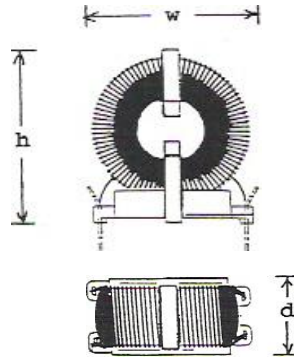
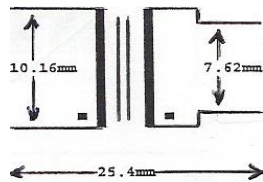


CONSTRUCTION

Single conductor for each phase, wound in a single layer, to give minimum self-capacitance. Mounted onto an industry standard pinned carrier for vertical mounting onto the pcb.

**SUMMARY**

Common-mode noise results from interference currents flowing from line to earth or neutral to earth. A major cause of these interference currents is leakage capacitance from direct-off-line power supply semiconductor switches to an earthed heatsink. The particular nature of this interference, from L-E and N-E but not from L-N, allows the use of phase-cancelling windings so that the line currents give no line-frequency magnetisation of the core. This allows the use of high permeability ferrite cores, to give the mH inductance needed to give effective filtering with the small values of "Y" capacitors that have to be used to meet earth-leakage current requirements.

All chokes in this range are based on ferrite toroids, for low flux-leakage, and use a grade of ferrite selected to give a high level of inductance.

Current Ic amps	Inductance L mh/phase	Resistance DCR ohms/phase	Part no.	Dimensions			Pinout type	
				height h, mm.	width w, mm.	depth d, mm	Pins	mounting
2	13.1	0.22	HVCM22	32	32	18	4	base B8
2.5	10.6	0.157	HVCM27	32	32	18	4	base B8
3	7.3	0.094	HVCM32	32	32	18	4	base B8
3.5	5.8	0.068	HVCM37	32	32	18	4	base B8
4	4.6	0.048	HVCM42	32	32	18	4	base B8
4	10.3	0.077	HVCM44	39	36	18	4	base B8
5	4.2	0.039	HVCM52	32	32	18	4	base B8
5	7.8	0.053	HVCM54	39	36	18	4	base B8
6	2.8	0.023	HVCM62	32	32	18	4	base B8
6	6.2	0.037	HVCM64	39	36	18	4	base B8
7	2.2	0.016	HVCM72	32	32	18	4	base B8
7	4.7	0.026	HVCM74	39	36	18	4	base B8
8	2	0.014	HVCM82	32	32	18	4	base B8
8	4.3	0.022	HVCM84	39	36	18	4	base B8
9	1.7	0.012	HVCM92	32	32	18	4	base B8
9	3.5	0.016	HVCM94	39	36	18	4	base B8
10	1.5	0.01	HVCM102	32	32	18	4	base B8
10	3	0.014	HVCM104	39	36	18	4	base B8
11	1.2	0.0083	HVCM112	32	32	18	4	base B8
11	2.4	0.012	HVCM114	39	36	18	4	base B8
12	0.86	0.0071	HVCM122	32	32	18	4	base B8
12	1.8	0.01	HVCM124	39	36	18	4	base B8
13	0.55	0.0058	HVCM132	32	32	18	4	base B8
13	1.3	0.0093	HVCM134	39	36	18	4	base B8
15	0.69	0.007	HVCM154	39	36	18	4	base B8